



KEY RESIN TROWELED QUARTZ flooring systems are designed to provide a decorative seamless surface. Consisting of colored quartz aggregate and clear resins, these durable and chemically resistant floors can be tailored to meet your specific project requirements.



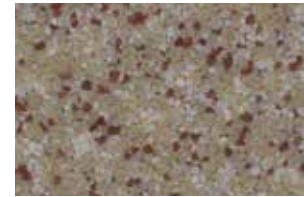
OCEANA T250




REEF T250




SAGE T250




CAMEL T250



MINT T250




STORM CLOUD T250



TWEED T250



SABLE T250



QUARRY T250



INCAN GOLD T250



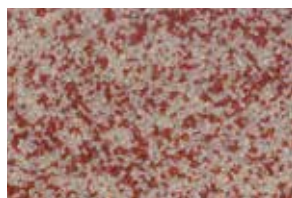
TIMBERWOLF T250



FOG T250



SLATE T250



CHEYENNE T250



OCEAN WAVE T250

When selecting the **KEY TROWELED QUARTZ** blend for your application, please take time to carefully consider:

1. **APPEARANCE:** Light color blends tend to show more “shadow” than dark color blends.
2. **TRAFFIC & MAINTENANCE:** Wheel marks and dirt naturally show up more on light vs. dark color blends.
3. **SPILLAGE:** What might be most commonly spilled on the floor? Consult your **Key Resin Representative** to determine the degree of chemical resistance you may require prior to selection of the system.

Key Resin Company provides this color guide for preliminary color selection only. Please refer to a physical sample prior to making a final choice. Contact your local **Key Resin Representative** for assistance.